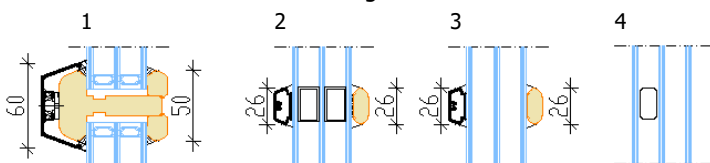


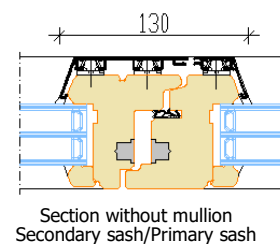
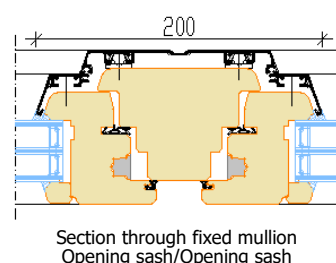
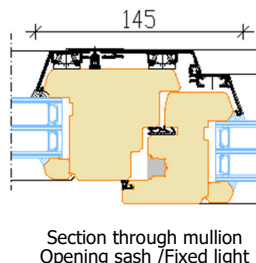
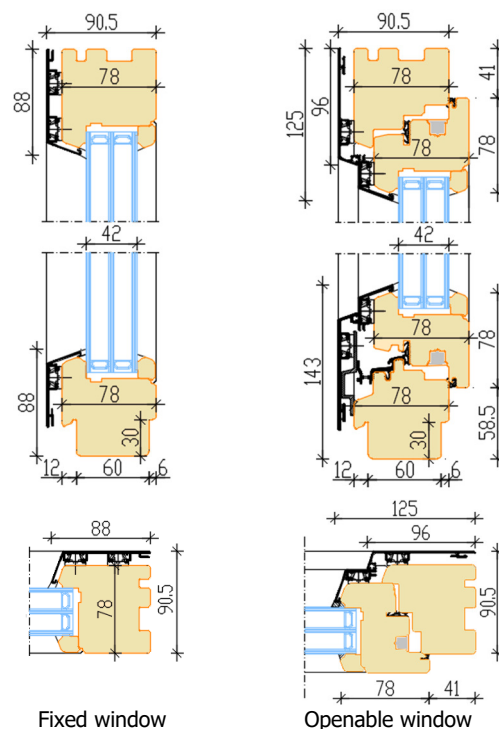
AruAL 78 Cora IN

Inward opening tilt-and-turn wooden-aluminium window

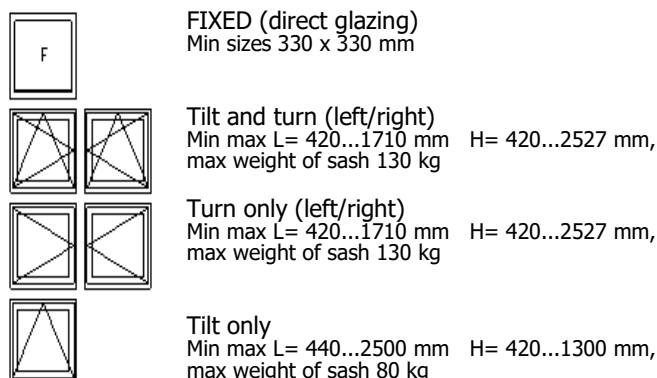
- Made to Measure Sizes
- Good thermal performance—Window Uw 0.85 W/m²K of window 1230x1480 mm, glass Ug-0,56
- Frame thickness 78 mm + aluminium cover
- Sash profile thickness 78 mm + aluminium cover
- Timber selection:
 - fingerjointed or selected laminated pine timber;
 - laminated oak timber
- Timber finishing with waterbased paint or stain. Paint according to RAL color chart, stane according to manufacturer's samples.
- Aluminium cladding - powder coated. Paint according to RAL color chart
- Triple glazing, thickness 42 mm (Ug>0,56)
- Glazing with glazing beads inside, sealing from inside and outside with silicone
- Glazing bar options:
 1. penetrating glazing bars
 2. Vienna glazing bars (Norwegian style)
 3. glued-on decorative bars (Georgian style)
 4. decorative bars inside the glass unit



- Extras:
 - special glasses (toughened, laminated, sun protection, self cleaning, pattern, etc.), different materials and different colors of edge mouldings;
 - tilt first opening (TF), safety fittings
 - lockable handles, design handles;
 - insect nets;
 - jamb extensions, window boards;
 - trickle vents
- Various combinations with opening and non-opening parts
- Special shape windows



OPENING: Inside view



Handle positions:

