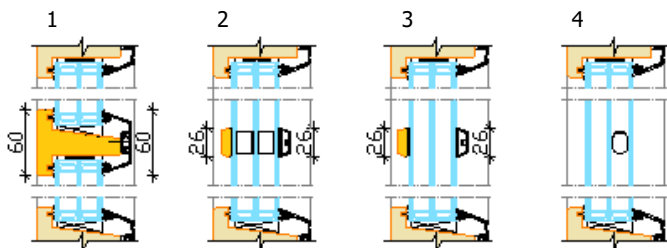


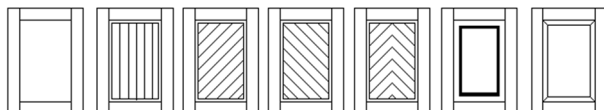
AruAL BD S-78 Nordwin Modern EX

Outwards opening Scandinavian type wooden-aluminium balcony door

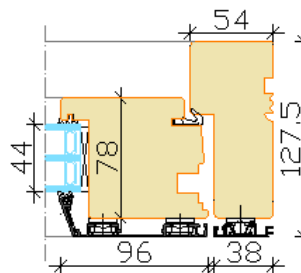
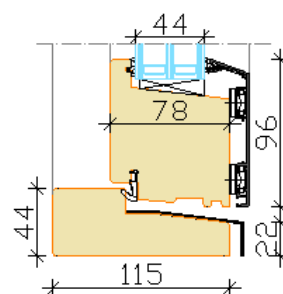
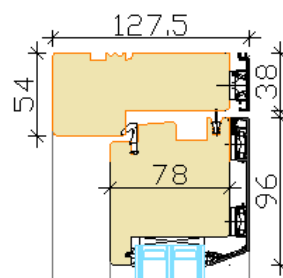
- Made to Measure Sizes
- Frame 115x54 mm + aluminium cover
- Sash profile thickness 78 mm
- Gasket around the frame
- Timber selection:
 - frame from fingerjointed, knotted or selected laminated pine timber;
 - threshold from oak timber;
 - door leaf from laminated pine or oak timber
- Timber finishing with waterbased paint or stain. Paint according to RAL colour chart, stain according to manufacturer's samples.
- Aluminium finishing: RAL aluminium colour card
- Triple glazing, thickness 44 mm
- Glazing with glazing beads outside, fastened with hidden nails. Sealed with internal and external gasket
- Glazing bar options:
 1. penetrating bars
 2. glued on both sides of the glass+slats inside the glazing (Norwegian style)
 3. glued on both sides of the glass (Georgian style)
 4. decorative bars inside the glazing



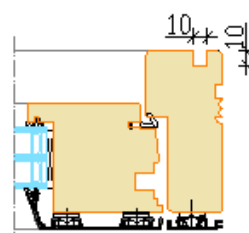
- Crossbars 115 mm
- Panels:
 - outside: flush aluminium panel
 - inside:
 - flush insulated panel
 - insulated profile panel (vertical/diagonal/herringbone)
 - raised/moulded panel
 - timber panel



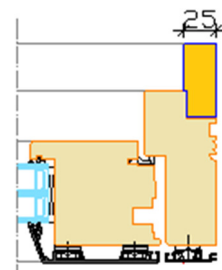
- 2D adjustable hinges
- Standard locking mechanism: multi point espagnolette (braking system from handle) + handle only inside
- Extras:
 - jamb extensions, grooves for jamb extension;
 - special glasses (toughened, laminated, sun protection, self cleaning, pattern etc), various glass spacers
 - key lockable handles, design handles, both side handles
- Combinations with fixed parts



Standard jamb

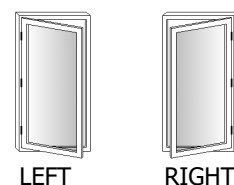


Jamb with Groove

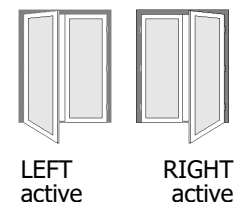


Jamb with extension

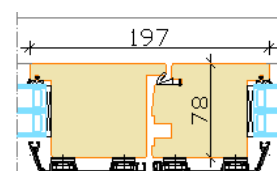
OPENINGS Views from outside



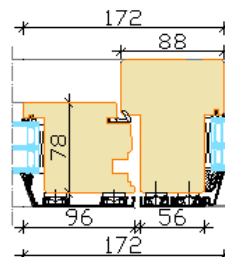
Single door
minimum-maximum
Width 835...1175 mm
Height 1830...2400 mm,
Door leaf weight max 70 kg



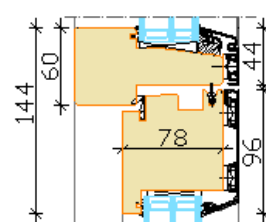
Double door
Active part
minimum-maximum
Width 790...1130 mm
Height 1941...2400 mm,
Door leaf weight max 70 kg
Passive part
minimum-maximum
Width 390...1130 mm
Height 1941...2400 mm,
Door leaf weight max 70 kg



Middle part of double door



Mullion



Transom