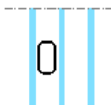


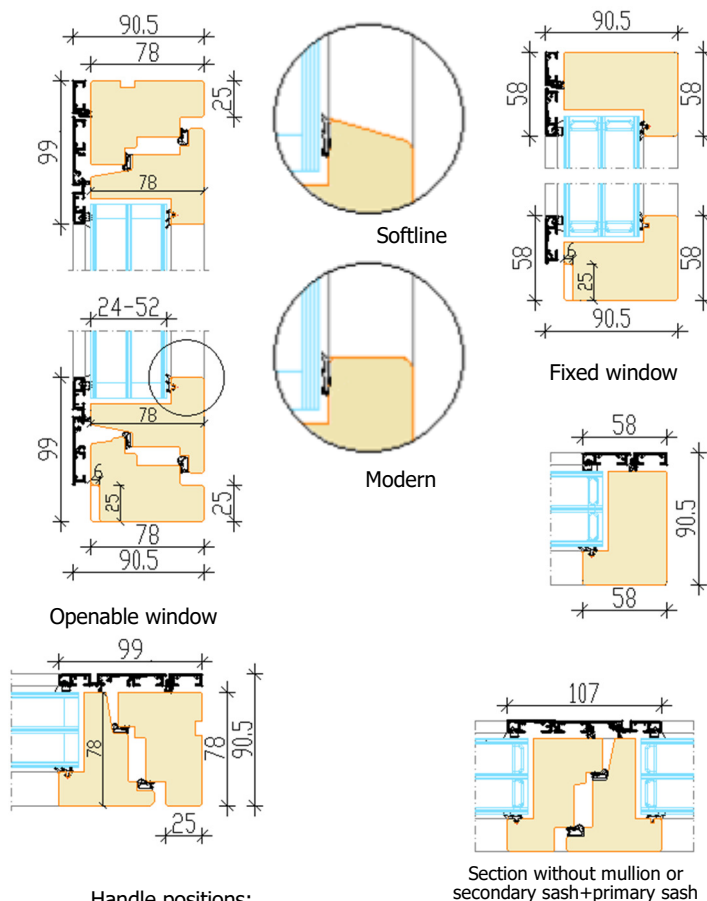
## Inward-opening, tilt-and-turn wood-aluminum windows with concealed hinges

### AruAL SlimLine1 W78FM IN (Modern)

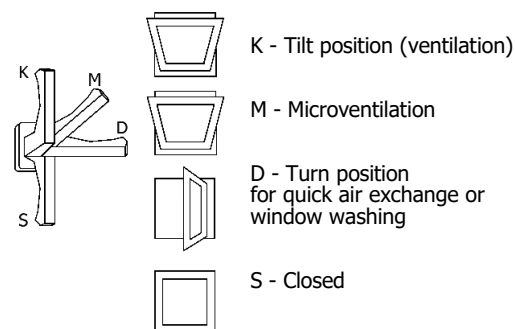
### AruAL SlimLine1 W78FS IN (Softline)



- Made to Measure Sizes
  - Good thermal performance—Window  $U_w$  0.73 W/m<sup>2</sup>K of window 1230x1480 mm, glass  $U_g$  0,47
  - Frame thickness 78 mm + aluminium cover
  - Sash profile thickness 78 mm + aluminium cover
  - Timber selection:
    - fingerjointed or selected laminated pine timber;
    - laminated oak timber
  - Timber finishing with waterbased paint or stain. Paint according to RAL color chart, stane according to manufacturer's samples.
  - Aluminium cladding - powder coated. Paint according to RAL color chart
  - Double or triple glazing, thickness 24-52 mm ( $U_g > 0,47$ )
  - Glazing sealing with gaskets
  - Glazing bar option: decorative bars inside the glass unit
- 
- Extras:
    - special glasses (toughened, laminated, sun protection, self cleaning, pattern, etc.), blinds inside the glass unit, different materials and different colors of edge mouldings;
    - tilt first opening (TF);
    - lockable handles, design handles;
    - window boards
  - Various combinations with opening and non-opening parts are possible in single jamb
  - Non-opening special-shaped windows



#### Handle positions:



#### OPENING: Inside view

