


Outward-opening wood-aluminum windows with concealed hinges

AruAL SlimLine W78M EX (Modern)

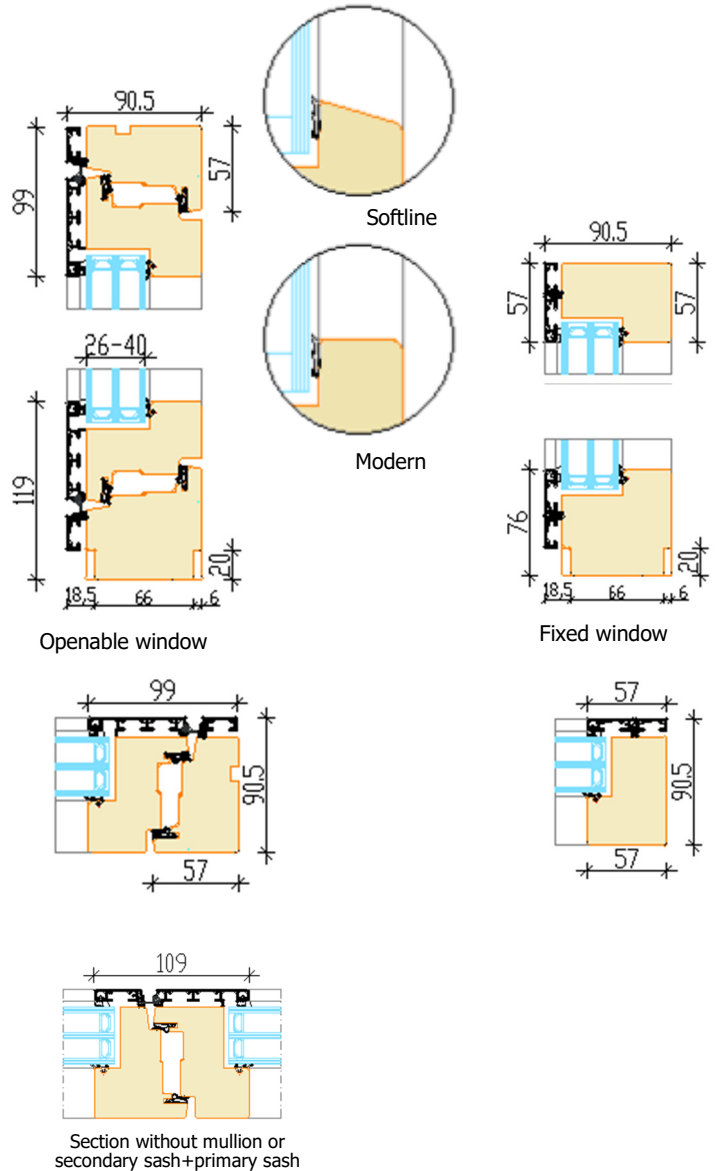
AruAL SlimLine W78S EX (Softline)



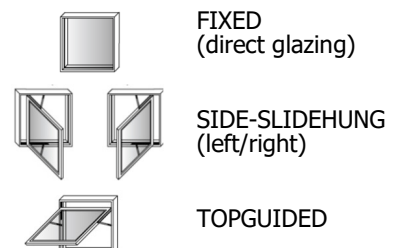
- Made to Measure Sizes
- Good thermal performance—Window U_w 0.86 W/m²K of window 1230x1480 mm, glass U_g -0,59
- Frame thickness 78 mm + aluminium cover
- Sash profile thickness 78 mm + aluminium cover
- Timber selection:
 - fingerjointed or selected laminated pine timber;
 - laminated oak timber
- Timber finishing with waterbased paint or stain. Paint according to RAL color chart, stane according to manufacturer's samples.
- Aluminium cladding - powder coated. Paint according to RAL color chart
- Double or triple glazing, thickness 26-40 mm ($U_g > 0,59$)
- Glazing sealing with gaskets
- Glazing bar option:
 - Decorative bars inside the glass unit



- Extras:
 - special glasses (toughened, laminated, sun protection, self cleaning, pattern, etc.), blinds inside the glass unit, different materials and different colors of edge mouldings;
 - window boards
 - jamb extensions
- Various combinations with opening and non-opening parts are possible in single jamb
- Non-opening special-shaped windows



OPENING: Outside view



NB! Minimum maximum dimensions and opening options depend on several factors. More information from our specialists. Manufacturer has reserved the right to make changes.