

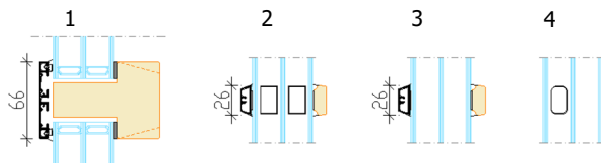
Inward-opening, tilt-and-turn wood-aluminum windows with concealed hinges

AruAL SlimLine1 W92FM IN (Modern)

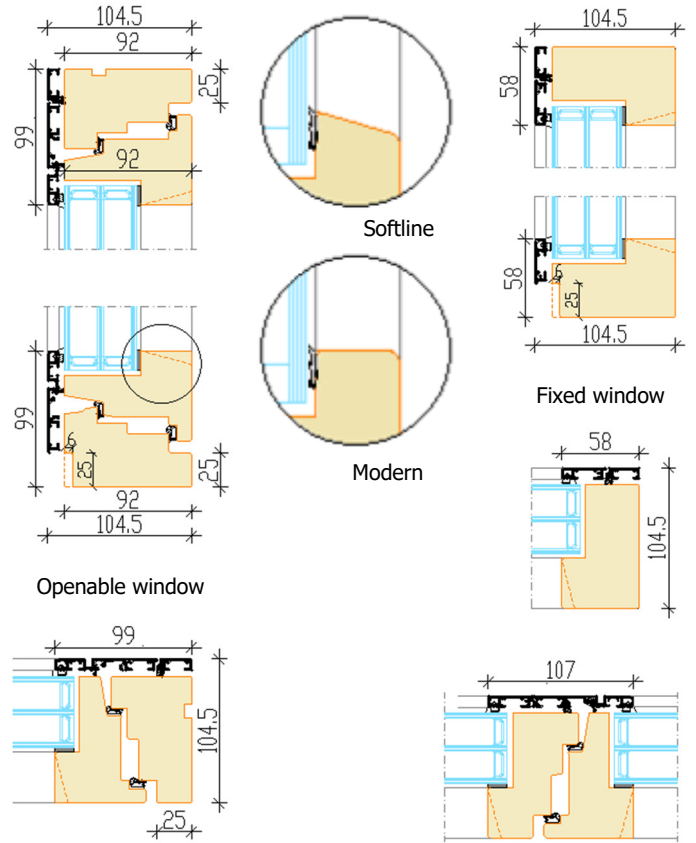
AruAL SlimLine1 W92FS IN (Softline)



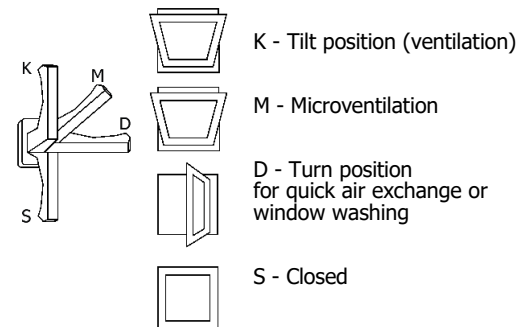
- Made to Measure Sizes
- Good thermal performance—Window Uw 0.73 W/m²K of window 1230x1480 mm, glass Ug-0,47
- Frame thickness 92 mm + aluminium cover
- Sash profile thickness 92 mm + aluminium cover
- Timber selection:
 - fingerjointed or selected laminated pine timber;
 - laminated oak timber
- Timber finishing with waterbased paint or stain. Paint according to RAL color chart, stane according to manufacturer's samples.
- Aluminium cladding - powder coated. Paint according to RAL color chart
- Triple glazing (Ug>0,47Wm²/K)
- Glazing sealing with gaskets
- Glazing bar option:
 - penetrating glazing bars (1)
 - Vienna glazing bars (Norwegian style) (2)
 - glued-on decorative bars (Georgian style)(3)
 - decorative bars inside the glass unit (4)



- Extras:
 - special glasses (toughened, laminated, sun protection, self cleaning, pattern, etc.), blinds inside the glass unit, different materials and different colors of edge mouldings;
 - tilt first opening (TF);
 - lockable handles, design handles;
 - window boards
- Various combinations with opening and non-opening parts
- Non-opening special-shaped windows



Handle positions:



OPENING: Inside view

